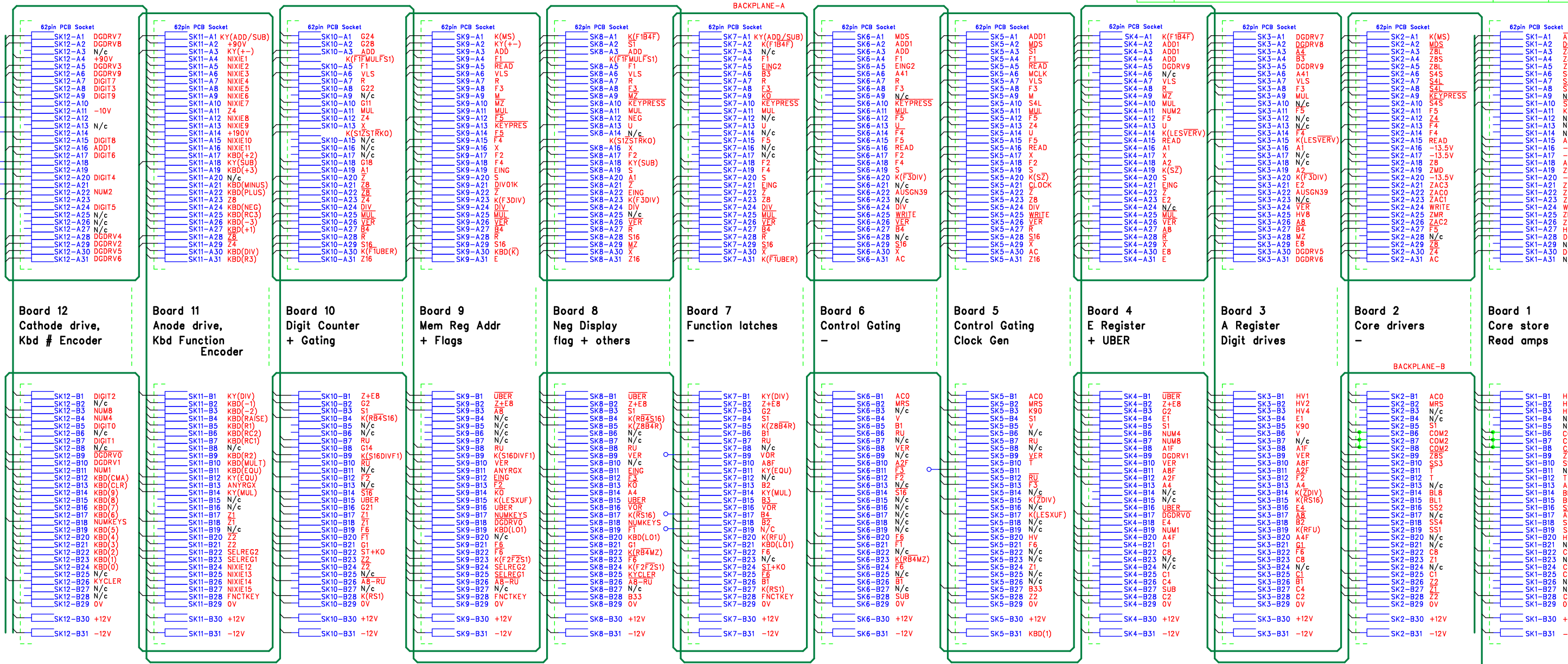


Comp side -
 Solder side - 05-220-7013-1g
 Date coded -

RevNo	Revision note	Date	By	Checked
-	-	-	-	-


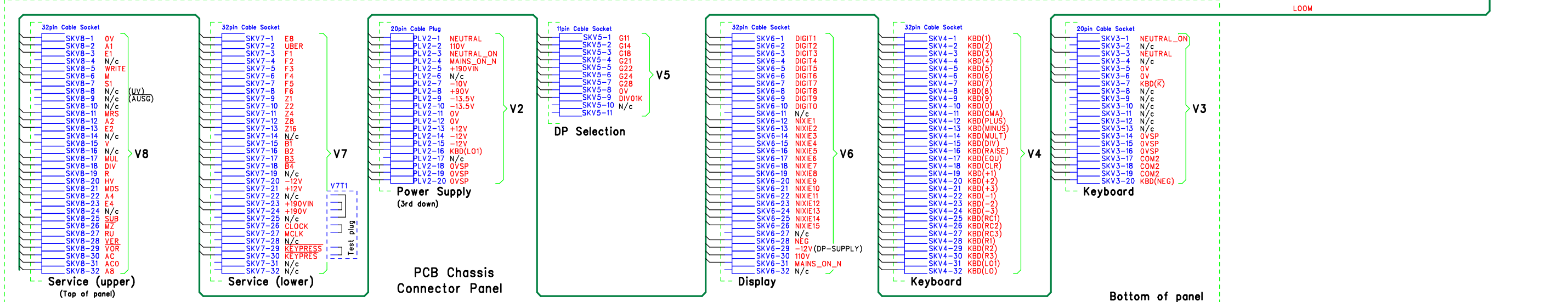
Backplane PCB



SK12 is at PSU end

SK1 is furthest from the PSU

2990 05-220-7013-1g



DM Associates
 33, Northbrook Road
 Aldershot, Hampshire. GU11 3HE
 Email: mike@soemtron.org
 www.soemtron.org

Pcb Dwg # =		Scale	Nts	Title
Drawn	Name	Sheet	27	Soemtron ETR 220 Calculator
Checked	Date	Next Sheet	-	Backplane
	15/8/2007	Drawing Number	Soemtron 220	A2 Issue A

These diagrams are referenced to 0V - Logical 1 = -12V, logical 0 = 0V

© 2007 Mike Hatch. (www.soemtron.org)